

# SUPERB PERFORMANCE, SUPREME EFFICIENCY: A TRULY SUPERIOR VINYL WINDOW.

NEW CONSTRUCTION FULL LINE CATALOG



**SUPERSEAL<sup>®</sup>**

Windows & Doors





# MAKE YOURSELF COMFORTABLE.



Comfort comes from knowing that you chose the right brand of windows.  
Comfort comes from learning that those windows come with wonderful high-end quality & features at a nice mid-range price.  
And, most of all, comfort comes from seeing how your new windows make everything look better and every room feel better.





## SUPER SEAL YOUR HOME.



As long as you're buying windows, take a moment to choose the right brand.

At Superseal, we've been making highly-regarded, smoothly-operating vinyl windows for more than half a century. Our products use the newest materials and technologies to enhance their beauty and performance.

With our innovative engineering and manufacturing, your new Superseal windows will bring the beauty of the outdoors in, while keeping the extremes of the weather out, and all without causing you a care in the world.



## MAKING OUR WINDOWS YOURS.



As you select the windows and patio doors for your new home, you'll recognize our fine attention to detail, clean styling, and solid integrity.

But you'll really appreciate the array of design options we offer, and the nearly limitless possibilities they create for making our windows uniquely yours.

Choose from a complete lineup of operating styles, sizes and shapes.

A full range of glazing options—from decorative to energy-efficient.

A rainbow of durability-tested exterior colors.

And any grille pattern you can imagine; featuring simulated divided lites or grilles in the airspace.





## ALL THE COLORS OF YOUR LIFE.



Unlike ordinary vinyl windows, ours are available in an unlimited number of exterior colors. You can choose from 15 decorator colors, or we'll color match anything in the rainbow.


But equally as important as the variety of our colors is their durability.

Our window and patio door frames are painted with Superseal's exclusive 6-step EnduraPaint System. It meets AAMA 6-15 performance specifications, and includes a unique heat-reflective additive.

Our EnduraPaint System is so superior, it's backed by a 10-year warranty.



## Standard exterior colors.



Due to printing limitations, see your local distributor for actual samples of color.



## Standard vinyl colors.



Superseal interiors come in beige or warm, durable European White.





## NEVER COMPROMISE ON YOUR GOOD LOOKS, GOOD VIEWS OR OUTSTANDING ENERGY EFFICIENCY.

What's the best glazing for you new windows and patio doors?

Superseal gives you more glazing options than other window companies, so you can choose exactly the right performance glass for your exact weather and environmental conditions.

You can choose glazing that will improve your energy efficiency and cut your energy bills. We have options that capture the sun's heat, and others that reflect it. You might want to reduce outside noise, block the sun's damaging UV rays, or enhance your privacy.



## INTRODUCING ULTRA-R.™ THE MOST ENERGY-EFFICIENT GLAZING ON THE PLANET.



Meet the next great advancement in windows. Ultra-R glazing utilizes advanced, coated films suspended inside a premium low-E unit. It has as many as four super-insulating, gas-filled cavities.

Ultra-R glazing achieves the highest insulation values in the window industry—from a very impressive R-6 for our standard single film, argon-filled unit, all the way to an unprecedented R-10 center of glass for our custom two film, krypton-filled techno-wonder.\*

Ultra-R glazing uses Heat Mirror technology, invented at MIT and listed by Popular Science magazine as one of "The Top 100 Inventions Of The Millennium."



As a long-standing Energy Star® partner, Superseal offers glazing options that meet the most stringent requirements for energy efficiency.

\*All R-values are center of glass. Standard Ultra-R configuration is 1 film. Custom capabilities with 2 suspended films. Heat Mirror is a registered trademark of Southwall Technologies, Inc.



# SUPERSEAL PERFORMANCE GLAZINGS.

## Ultra-R



For the ultimate in energy efficiency and control of solar heat gain, plus superior 99% protection against UV rays.

## Super Sun Blocker™



A triple layer of silver for the ideal balance of thermal performance, solar control and 95% UV protection. Tinted.

## Cardinal Low-E366



We offer this national brand. It is significantly more expensive than our Super Sun Blocker, but nearly identical in technology & performance. Low-E 366 is also available with Preserve® protective film and with Preserve and Neat®, a self-cleaning coating.

## Super Sun Blocker with IS-15 Coating



Meets 2013 Energy Star® standards. Super Sun Blocker plus ClimaGuard IS-15, a coating designed to achieve a superior insulation value without the need for triple glazing.\*

## Low-E 180 Passive Solar



A very high (0.69) coefficient for capturing solar heat gain. Ideal for reducing your heating bills in colder climates. Superior insulation value blocks cold and keeps in the heat.

## Triple Pane Low-E



Choose one or two surfaces of low-E coating for improved insulation values, reduced solar heat gain and protection from harmful UV rays.

## Dual Pane Low-E



Insulated for improved energy efficiency. Single surface low-E coating to reduce solar heat gain and block UV rays.

## Insulated Glass

For moderate climates. Basic glazing with basic performance.

## Sound Control

Reduces outside noise by as much as 50% while blocking 99% of damaging UV rays. Laminated for shatter resistance. Available insulated or non-insulated.

## SUPERSEAL DECORATIVE GLAZINGS.

Decorative glass options can vary by product type.



Gluechip



Spraylite



Standard  
Obscure



Niagara Ann  
(Rain)



English Reed



Velour



White  
Laminated



Beveled  
Edge



V-Groove

\*IS-15 coating is applied to the room-side surface of the dual pane IG unit. Since the coating reflects heat back into the room, the room-side pane will be slightly colder in winter, causing a higher potential for condensation problems.



## 8000 SERIES WINDOWS & PATIO DOORS.

Superseal windows and patio doors come in almost every operating style you could wish for. On the following pages, you'll discover that high quality and high performance don't have to be high priced.



PREMIUM DOUBLE HUNG



DESIGNERS' SINGLE HUNG



BUILDERS' SINGLE HUNG

## EXTERIOR ACCESSORIES.

Our flat casing and brickmould are universal throughout most of our lines, so they match exactly.



Flat casing



Brickmould



Sill nosing





# THE WARRANTY OF A LIFETIME.

Superseal windows & doors come with a lifetime limited warranty.<sup>2</sup> As simple proof of the confidence we have in our products, our warranty is also transferable if you should ever sell your home.

*Lifetime  
Limited  
Warranty*



CASEMENT & AWNING



SLIDING PATIO DOOR



ARCHITECTURAL SHAPES



Matching sliders available in most lines.

## DECORATIVE GRILLES.



Simulated divided lite grille profile.

Decorative grilles can add charm and character to any home. For some people, a large expanse of glass looks too contemporary for their taste. But add a classic grille, and suddenly the look becomes very traditional.



You can choose classic simulated divided lites or our maintenance-free between-the-glass grilles.

Unlimited grille patterns from traditional to unique.

Between-the-glass grilles.



7/8" Traditional.



11/16" Contour

5/8" Flat



# PREMIUM DOUBLE HUNG THE ULTIMATE VINYL WINDOW.



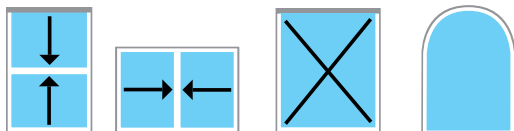
Our Premium Double Hung truly lives up to its name. Even at first glance, you'll recognize that this is the nicest vinyl window on the market.

Look closer, and you'll discover that our Premium Double Hung actually mimics all the details of a premium wood window. Its multi-chamber construction is heavy-duty and first rate. And, of course, you'll find plenty of premium options that are not available from most vinyl window brands—such as painted exteriors, high performance glazing, decorative glazing and grilles, and accessories like wide, flat casing and brickmould.



## ADVANCED AUTO TILT.

Lots of double hung windows tilt, but not like this one. Our low profile tilt/lock mechanism makes all the difference for easy tilting, easy cleaning and easy locking... without those tilt pins that hurt your fingers.



Available in matching double horizontal slider, picture windows, transoms, and 28 architectural shapes.

## STANDARD FEATURES

- 3-1/4" Mainframe
- Intercept warm-edge spacer
- 3/4" or 1" Insulated glass
- European white
- Block & tackle balances
- Low profile combination tilt/lock latch
- Advanced auto tilt sash
- Welded sash and frame
- Rounded glazing bead mimics the look of wood glazing bead
- Full or half screen
- Fin-Seal weather-stripping
- NFRC certified
- Double locks on wider units
- Integral nailing fin
- Lifetime Limited Warranty

## OPTIONS

- Largest offering of performance and decorative glazing
- Decorative grilles
- J-channel, brickmould, flat casing
- Night latches for security
- Extension jambs: 4-9/16" or 6-9/16", natural or primed, factory applied or shipped loose
- Factory mulling

## EXTERIOR COLORS

- European white or beige vinyl
- 15 standard EnduraPaint exterior colors
- Unlimited custom color-matching capabilities

## GRILLE STYLES & PROFILES



Simulated divided lite grilles:  
7/8" Traditional

Between-the-glass grilles:  
1 1/16" Contour 5/8" Flat



## TESTING CERTIFICATIONS



Superseal offers some of the best energy efficiency performance in the industry. For full details including U-factors, R-values and SHGC ratings, visit [SupersealWindows.com](http://SupersealWindows.com).

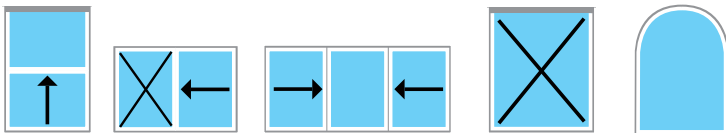


# DESIGNERS' SINGLE HUNG SUPERBLY DESIGNED AND CRAFTED.



You'll love the clean, classic lines and contoured exterior styling of our Designers' Single Hung. It has all the craftsmanship, durability and features you'd expect from Superseal, plus ultra-smooth operation that makes it a joy to open or close.

With its options for high efficiency glazing, decorative grilles and custom colors, our Designers' Single Hung lets you select the windows that enhance your comfort and complement your décor.



Available in matching single and triple horizontal slider, picture windows, transoms, and 28 architectural shapes.

## STANDARD FEATURES

- 3-1/4" Mainframe
- 3/4" Insulating glass
- Intercept warm-edge spacer
- Block & tackle balances
- European white
- Welded sash and frame
- Sloped sill
- Tilt-n-sash
- Half screen
- Fin-Seal weather-stripping
- NFRC certified
- Double locks on wider units
- Integral J-channel
- Integral nailing fin
- Lifetime Limited Warranty

## OPTIONS

- Largest offering of performance and decorative glazing
- Decorative grilles
- Brickmould, flat casing
- Night latches for security
- Extension jambs: 4-9/16" or 6-9/16", natural or primed, factory applied or shipped loose
- Factory mulling

## EXTERIOR COLORS

- European white or beige vinyl
- 15 standard EnduraPaint exterior colors
- Unlimited custom color-matching capabilities

## GRILLE STYLES & PROFILES



Simulated divided lite grilles:  
7/8" Traditional

Between-the-glass grilles:  
11/16" Contour 5/8" Flat



## TESTING CERTIFICATIONS



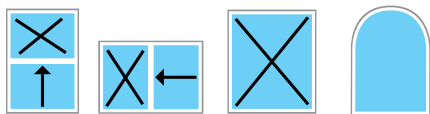
Superseal offers some of the best energy efficiency performance in the industry. For full details including U-factors, R-values and SHGC ratings, visit [SupersealWindows.com](http://SupersealWindows.com).

# BUILDERS' SINGLE HUNG RIGHT IN YOUR BUDGET.



First, it's a Superseal. Second, it has a price that puts it smack dab in the middle of your budget. That's why our Builders' Single Hung is the builders' favorite.

It's a high quality window engineered to deliver solid performance. We've given it a generous selection of our most popular standard features.



Available in matching single horizontal slider, picture windows, transoms, and 28 architectural shapes.

## STANDARD FEATURES

- 2-1/4" Mainframe
- Intercept warm-edge spacer
- 3/4" Insulating glass
- Spiral balance system
- Welded sash and frame
- Tilt-n-sash
- Half screen
- Fin-Seal weather-stripping
- NFRC certified
- Double locks on wider units
- Integral J-channel
- Integral nailing fin
- Lifetime Limited Warranty


## OPTIONS

- Select glazing options
- Decorative grilles (Patterns limited to equal light rectangle. Simulated divided lites not available)
- Stucco flush fin accessory
- Extension jambs: 4-9/16" or 6-9/16", natural or primed, factory-applied or shipped loose
- Continuous head & sill factory mulling

## EXTERIOR COLORS

- European White vinyl only  
(Painted colors and beige vinyl not available)

## GRILLE STYLES & PROFILES



Between-the-glass grilles:  
11/16" Contour    5/8" Flat



## TESTING CERTIFICATIONS



Superseal offers some of the best energy efficiency performance in the industry. For full details including U-factors, R-values and SHGC ratings, visit [SupersealWindows.com](http://SupersealWindows.com).



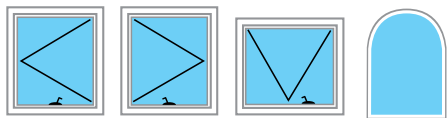
# CASEMENT & AWNING IMPROVE YOUR VIEW.



Open up any room with a dramatic combination of our casement and awning windows. You can use just one by itself—they come as wide as 36"—but they definitely create a unique look when combined in multiples or with any other unit.

Our casement opens wide for extra ventilation. Our awning lets you get fresh air even when it's raining. Both feature beautiful styling, beefy construction and premium quality performance.

Our folding handle is contemporary & very smart. It's there when you need it, and folds out of the way of your window treatments.



Available in matching picture windows and 28 architectural shapes.

## STANDARD FEATURES

- 3-1/4" Mainframe
- 3/4" Insulating glass
- Intercept warm-edge spacer
- Welded sash and frame
- Screen
- NFRC certified
- Folding handle
- Single lock with multiple locking points
- Integral nailing fin
- Lifetime Limited Warranty

## OPTIONS

- Largest offering of performance and decorative glazing
- Decorative grilles
- J-Channel, brickmold, flat casing
- Extension jambs: 4-9/16" or 6-9/16", natural or primed, factory-applied or shipped loose
- Stainless steel coastal hardware package
- Continuous head & sill factory mulling

## EXTERIOR COLORS

- European white or beige vinyl
- 15 standard EnduraPaint exterior colors
- Unlimited custom color-matching capabilities

## GRILLE STYLES & PROFILES



Simulated divided lite grilles:  
7/8" Traditional

Between-the-glass grilles:  
11/16" Contour 5/8" Flat



## TESTING CERTIFICATIONS



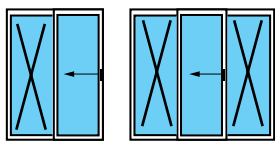
Superseal offers some of the best energy efficiency performance in the industry. For full details including U-factors, R-values and SHGC ratings, visit [SupersealWindows.com](http://SupersealWindows.com).

# SLIDING PATIO DOORS

## EVERY PATIO DOOR SHOULD SLIDE THIS EFFORTLESSLY.



Our replacement sliding patio doors are solidly built of sturdy, multi-chambered vinyl for a lifetime of dependable operation. For a lifetime of smooth operation, they have a self-lubricating vinyl frame and adjustable tandem bearings. They're available with 2 or 3 panels.



Also available in matching transom and sidelites.



### STANDARD FEATURES

- 4-5/8" Mainframe
- Intercept warm-edge spacer
- 1" Tempered insulating glass
- Aluminum reinforced hardware rail
- Aluminum extruded heavy-duty screen
- Fully assembled welded sash & frame
- Standard hardware included
- European white
- NFRC certified
- White or beige handle set
- Integral nailing fin
- Lifetime Limited Warranty

### OPTIONS

- Stainless steel hardware
- Solid brass hardware with key lock
- 32" Clear opening door
- Handicapped accessible interior and exterior ramp kit
- Largest offering of performance glazing
- Decorative grilles

### EXTERIOR COLORS

- European white or beige vinyl
- 15 standard EnduraPaint exterior colors
- Unlimited custom color-matching capabilities

### GRILLE STYLES & PROFILES



Simulated divided lite grilles:  
7/8" Traditional

Between-the-glass grilles:  
11/16" Contour 5/8" Flat



### TESTING CERTIFICATIONS



Superseal offers some of the best energy efficiency performance in the industry. For full details including U-factors, R-values and SHGC ratings, visit [SupersealWindows.com](http://SupersealWindows.com).

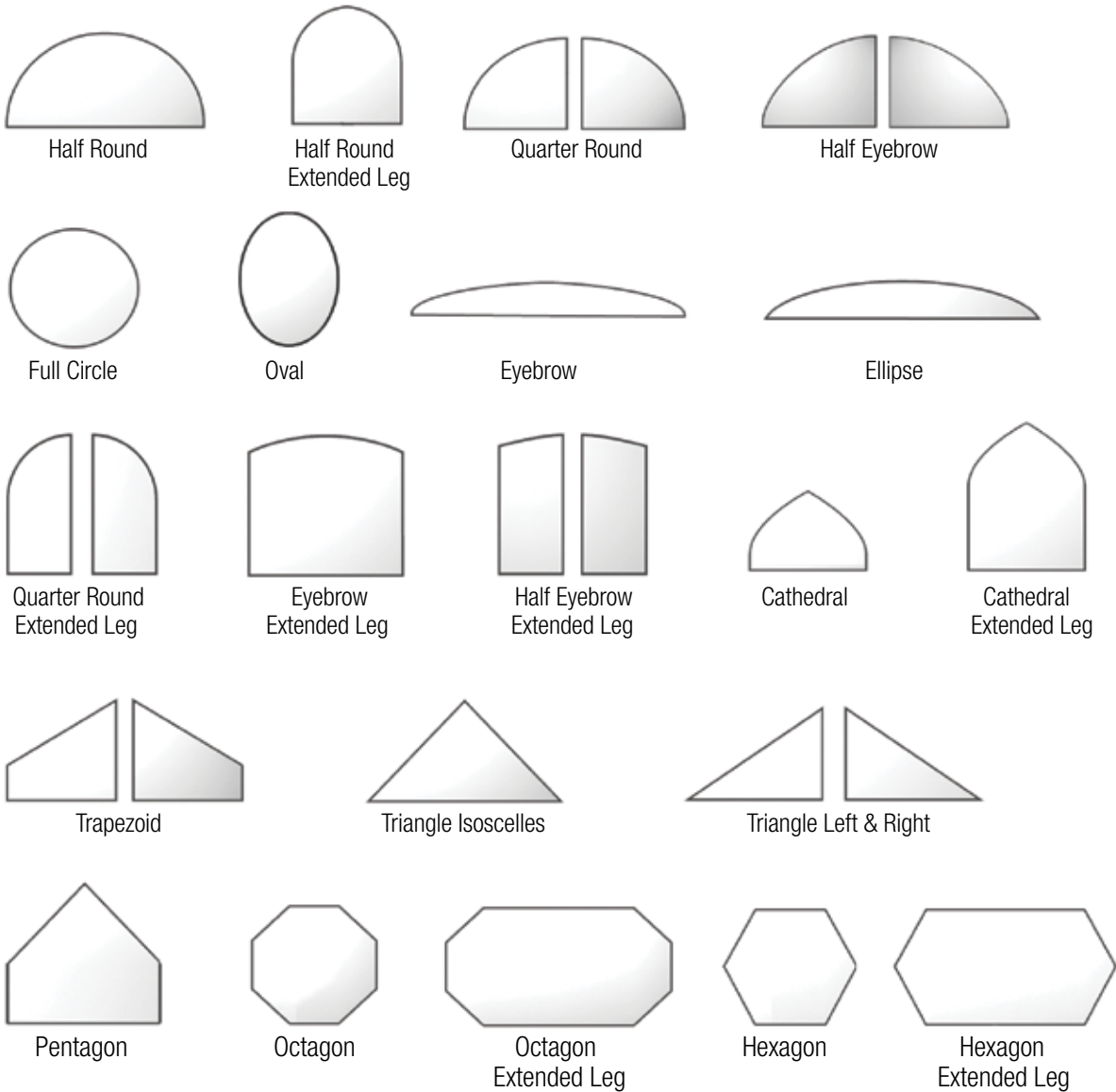


# ARCHITECTURAL SHAPES

## UNIQUE INDIVIDUALITY.



Add some circles, triangles, and hexagons to your home. Or how about an eyebrow or a cathedral? We offer a complete line of architectural shape windows for remodeling and replacement use. They add a unique individuality to any room, and are crafted with the same meticulous attention to details as all Superseal products. They're available in the full line of Superseal's performance and decorative glazing options. Exterior colors are European white, beige or optional EnduraPaint colors.



### SUPERB SEAMLESS FACTORY MULLING.

Our continuous head & sill factory mulling assures you of a super seal, superior leak resistance, and faster, easier installation.





## SUPERSEAL OF APPROVAL.



We're proud to make vinyl windows and patio doors that deliver supreme efficiency, superb fit and superior performance. For your home, trust the quality and value of Superseal.

MAKE YOURSELF COMFORTABLE.™



Windows & Doors

**Superseal Windows & Doors** 575 South Whelen Avenue, Medford, WI 54451

800-433-4873 | Fax 751-748-6043 | [www.SupersealWindows.com](http://www.SupersealWindows.com)

©Seal Asset, LLC. We reserve the right to change product specifications without notice. Photography used may not represent current Superseal product features and options.

**1.** Your Superseal product may contain inert gas, intended to improve thermal performance. Even the best manufacturing techniques cannot guarantee that the initial fill rate of the inert gas will be maintained during the product's lifetime, and Superseal makes no such guarantee. If the product is fitted with a breather or capillary tube system, it must be treated as if it is entirely air filled. Superseal does not guarantee the presence of inert gas or any thermal performance related to inert gas. **2.** See actual warranty for complete details.